

SETUP SHEET

FOR THE RC10L3 Touring KIT

TEAM ASSOCIATED

DATE: _____
 DRIVER: _____
 TRACK LOCATION: _____
 EVENT: _____

FRONT SUSPENSION

UPPER ARM MOUNT: 0° 10°

CASTER SHIM POSITION:
 rear centered front other _____

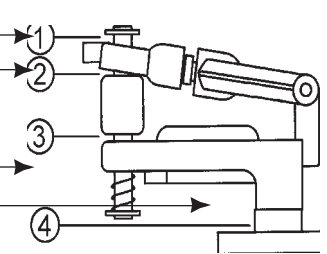
STEERING BLOCK: inline trailing

CAMBER, left _____ right _____
 TOE-IN: _____° TOE-OUT: _____°

FRONT SPRINGS


SPRINGS: .018 .020 .022 .024 other _____
 KINGPIN: STD other _____

1) shim qty, thickness: _____
 2) shim qty, thickness: _____
 3) shim qty, thickness: _____
 4) front ride height spacers: _____



REAR SUSPENSION

AXLE HEIGHT ADJUSTER:
 4-up 1-up 2-up #3 2-down 1-down 4-down





T-BAR THICKNESS: STD other _____

SHOCKS

CENTER SHOCK: STD VCS other _____
 OIL: _____ WT
 SPRING: _____ PISTON: #1 #2 #3
 PRELOAD SPACERS: _____
 SIDE SHOCKS: STD VCS other _____
 Left OIL: _____ WT Right OIL: _____ WT
 Left SPRING: _____ Right SPRING: _____

WHEELS & TIRES

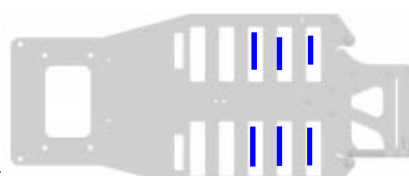
WHEELS & TIRES	FRONT	REAR
TIRE TYPE		
WHEELS		
TIRE DIA		
STAGGER		
CAR WIDTH		

TWEAK SETTINGS:
 oz.  oz.
 (front)
 oz.  oz.
 (rear)
 SHADE IN AMOUNT OF TIRE TREATMENT

TIRE TREATMENT TYPE: _____
 REAR AXLE: STD other _____

OTHER

CHASSIS: STD other _____
 CAR BODY: _____ WING/SPOILER: _____
 MOTOR: _____ PINION: _____ SPUR GEAR: _____
 BATTERIES: _____
 INDICATE BATTERY PACK PLACEMENT:



OVERALL WEIGHT: _____

GENERAL

TRACK CONDITIONS:
 carpet asphalt concrete
 track length: _____
 high traction med. traction low traction
 artificial (describe): _____
 other: _____

RACE COMMENTS/FINISH:

CAR COMMENTS/HANDLING:

