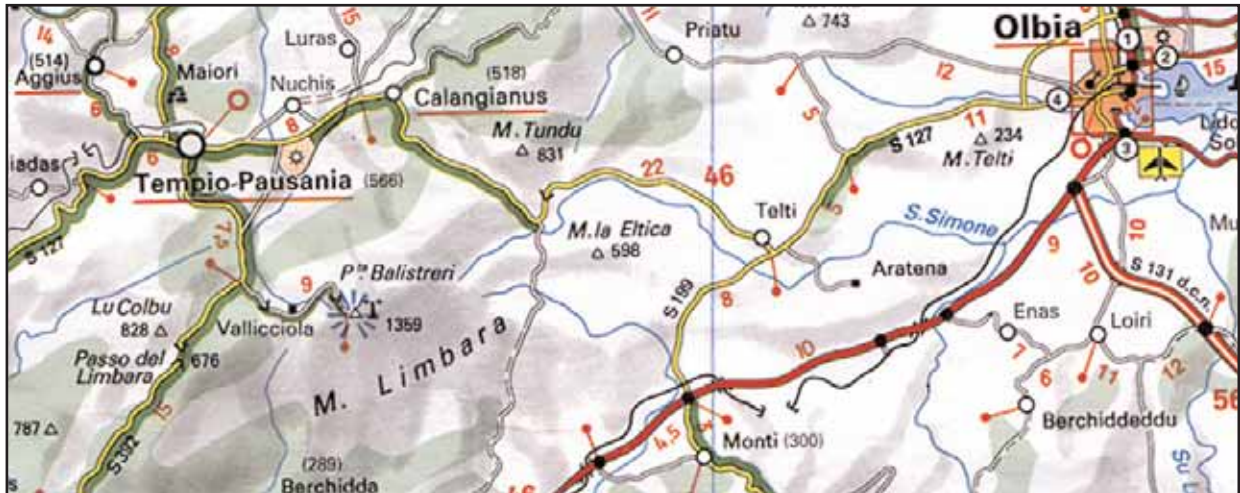
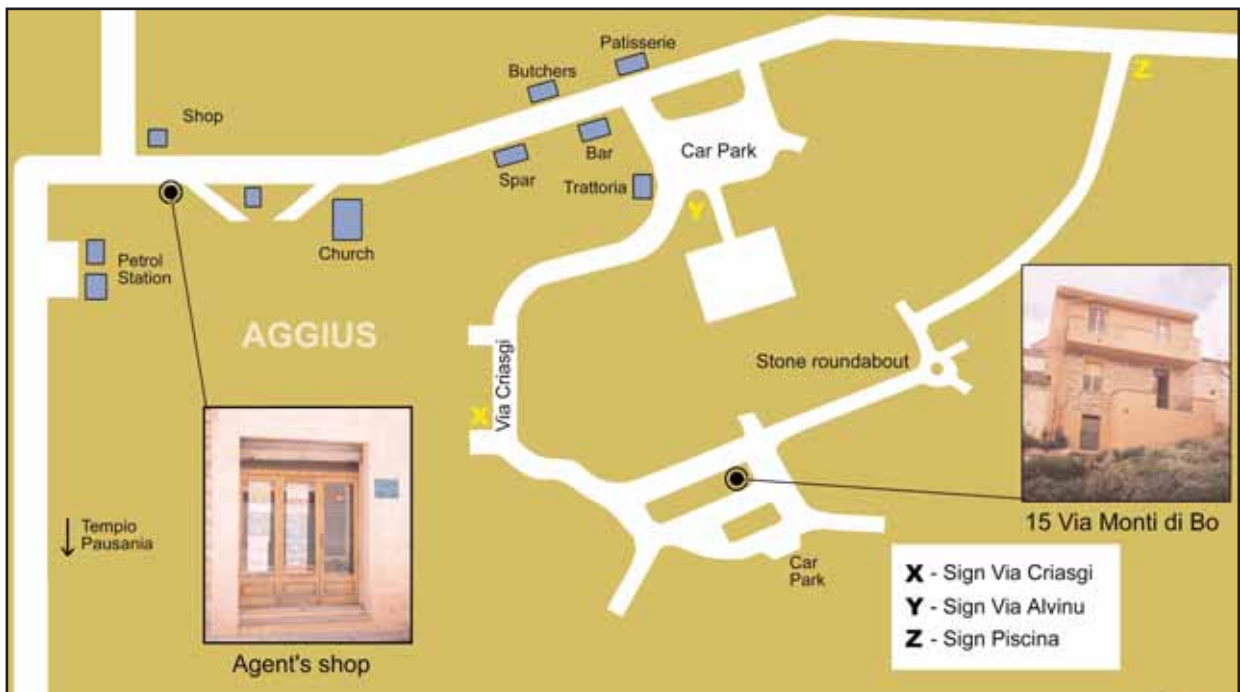


Directions to Aggius from Olbia



- Leave Olbia airport.
- At the junction with the main road turn left into the **SS 597** heading for Oschiri (signposted Sassari).
- Leave the **SS 597** at the signposts for Telti and Monti (**SS199**). When you have left the **SS 597** you will come to the junction with the **SS 199**. **Turn left** at this junction heading for Telti.
- Continue along this road for a while.
- Turn into the **SS127** still heading for Telti.
- Continue through Telti on the **SS127** and head for Tempio Pausania (this maybe signposted variously as Tempio,Tempio P or Tempio Pausania. Don't panic they are the same place).
- Drive through Tempio Pausania.
- After a few minutes you will see a junction on your right going over a small bridge.
- Take this right over the bridge (it should be signposted Aggius).
- After approx another 3 miles you will see a small petrol station (see map below) at the top of a slope on a sharp bend. Continue on this road past the garage.

You are now in Aggius' main street



- Continue along the main street. On your **right** you will pass a Tabbachi (tobbaconist), a church, a De Spar (their version of the Spar supermarket which will probably be closed) and a bar which (if the weather is fine) will have chairs outside.
- At the bar with the chairs outside take a right. Be careful because it's a sharp turn, the gap between the buildings is quite narrow and the hill is quite steep.
- Follow the road around to the right (past the trattoria), the road then bears left and you find yourself at the top of a steep hill.
- Go down the hill and at the bottom take a left.
- After approx 100 yards you will reach the junction with another lane.
- Do not turn off. Continue up the slope (you are now at the back of the house).
- At the top of the slope take a right. As you come around the corner you will see a small car park approx 50 yards down the hill overlooking the tennis courts.
- You can leave your car here.
- Walk back up the hill take the first left and our house is the peach coloured property, second house in (see photograph on village map)

When you arrive at the house

When you arrive at the property feel free to park outside the house to load and unload. At all other times please park in the parking area in front of the house opposite.

On arrival you may need to:

- Turn on the fridge.
- Plug in and turn on the water heater in the downstairs bathroom (this is located above the toilet and to the right)
- Turn on the water (inside the downstairs bathroom door, on the right hand side close to the floor. To turn the water on turn the lever up to the ceiling).

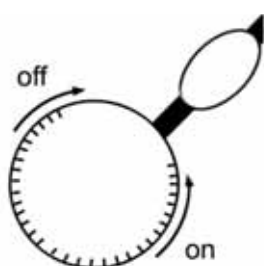
About the house

If more than about 6Kw of electricity is used the switch will trip out. To reset simply flick the trip switch up - located under the calendar to the right hand side of the front door. Should you need to dry clothes use the frame located in the cellar. There is also an airbed, body board, picnic table and washing machine located in the cellar should you wish to use them.

Using the washing machine

Should you wish to use the washing machine first make sure it's plugged in. There is a tap on the inside right of the cellar door. Ensure this is turned on. Load the machine. Put liquid in the draw. Set the desired temperature. Turn the wheel on the front to the desired program and then pull it out (I think!). Please make sure you turn the water tap off when you've finished using the machine. Please also be aware that if you use the machine be careful not to overload it. Many thanks.

Using the gas heater



- Turn the gas bottle on at the neck
- Push down the ignition button and one of the right hand buttons a few times to ignite the pilot light.
- To turn the heater off simply turn the wheel on the neck of the bottle to the off position

Picking up the keys

Arrangements to pick up the keys must be made with the agent at least 1 week before your arrival - though ideally on confirmation of your booking.

We recommend you meet the agent at the house for payment and collection of keys, and allow a minimum of 2 hours from your scheduled landing time to get through passport control, pick up your car and bags, and drive to the house.

Don't forget to ask the agent for his mobile number to take with you in case of delays

On your departure

When you leave please make sure you have:

- Unplugged the fridge and grill
- Turned off all the lights.
- Turned off the fans
- Turned off and unplugged the water heater in the downstairs bathroom
- Turned off the water tap in the cellar if you have used the washing machine

Contact

If you have any problems relating to the house that the agent is unable to deal with, before or during your stay, telephone (0044) 01633 881423 or 0779 2928320.

And finally...

We would be grateful if you could give the plants a little water at the end of each day.

We hope you have a wonderful time in Sardinia