

Grey Squares Solution

There are four panels that slide; the two end panels, and a top and bottom panel. These four panels have cross sliders which move across those panels, and all the cross sliders can move at any time, before that panel is moved.

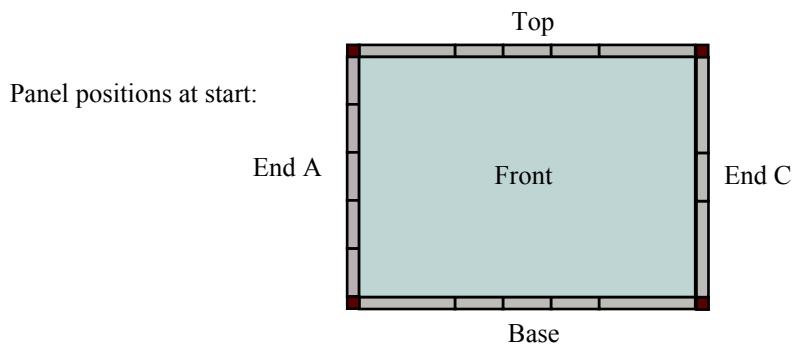
To identify the top panel: one end has two cross sliders, the other end has one cross slider. Hold the box so that the end with the two cross sliders is facing you.

Remember: ALL the cross sliders CAN move 1/4", but the correct move is only 1/8"-if you move any slider too far, that panel will be re-locked! Move the two cross sliders, and slide the end panel: it will move up or down, depending on which way up you're holding the box. Hold the box so that this end panel will slide UPWARDS.

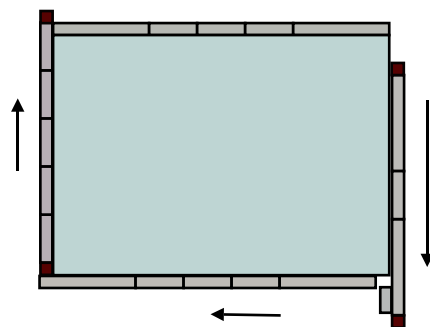
It's easier to explain the panel moves if all the cross sliders are moved to their correct places first, so now move the rest of the cross sliders by 1/8", so that the box should look like Fig. 2.

The front of the box is the panel facing the bottom right corner.

Now, looking at the front of the box, these are the moves to open it:



- 1-move end A up
- 2-move the **base** left
- 3-move end C down



- 4-move the **base** right
- 5-move end A down
- 6-move the **top** right, and off altogether.


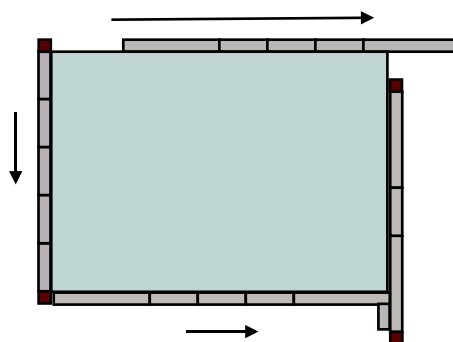



Fig. 2



Once the top is off, all the sliding panels can be removed from the box. Now present this to your friends, and ask them to put it together...

Enjoy your puzzle

Get more plans and solutions at **Homemade Puzzles.**

Web address: www.homemadepuzzles.co.uk

E-mail: bruce@homemadepuzzles.co.uk