



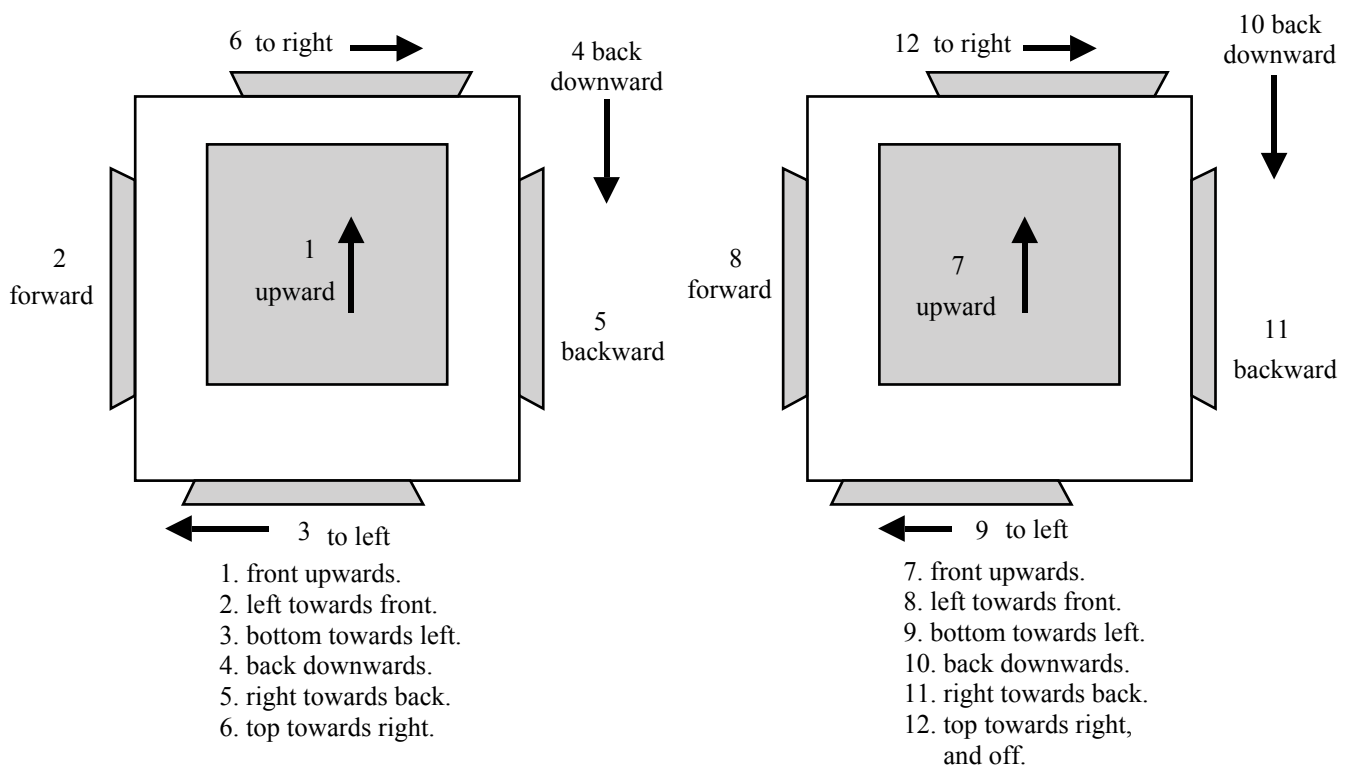
Cubey 2 Solution

This is another fairly small sliding panel puzzle box, apparently similar to Cubey. However, the appearance is the only thing in common. All six side panels are cut with beveled edges, so that when the cube is assembled, it's impossible to tell which side you're looking at.

In common with Cubey, there is only one sliding outer panel for each side, but in this case, every outer panel has to be moved **twice** to get the lid off. There is a sequence of six moves which takes you back to where you started, and the same sequence has to be gone through again, making a total of twelve moves. All the moves are exactly the same, but in different directions, and again, you can't tell where you are. You could even get part way through, then start to go backwards-but you wouldn't know it, until you arrived back at the start...



There is only one panel that will move at the start. Find this panel, and hold the box so that this panel is facing you, and will move upward. Now follow these steps:



WARNING!

If you start turning the box over and over while trying to open it, you could lose track of where you are! Once you start, there are two panels that can move-the one you've just moved, and the next one to be moved. In turning the box around, you might think that the panel to be moved, is in fact, the one you've just done! In that case, you'll be going back to the start!

Enjoy your puzzle!

Why would you want the solution to a puzzle that you haven't got? The Solution might help you decide whether to make that puzzle.

Get more plans and solutions at Homemade Puzzles.

Web address: www.homemadepuzzles.co.uk

E-mail: bruce@homemadepuzzles.co.uk