

# Homemade Puzzles

## The 25 move box-the Solution

This puzzle box resembles very closely the traditional Japanese puzzle box, in that all the moves are controlled at first by two sliders, one at each end. These sliders allow the end panels to move vertically, and allows the top and bottom panels to move horizontally. All the moves on this box are very similar to the customary moves on the Japanese style boxes. In this version however, there are four more "secret" sliders, that don't seem to do anything. They only come into play at different times during the sequence of moves. The rest of the time, they don't move...

There are six cross sliders on the box: one at each end, two on the top, and two on the bottom. For the moment, ignore these top and bottom sliders, since they won't move yet. Find the end sliders, and move them: both will move 1/8". Now one end panel will move up or down, depending on which way up you're holding the box. Position the box as shown in Fig.2, so that the left end panel (End A) will move downwards. The front of the box is the panel facing the bottom right corner.

Looking at the front:

1. Move End panel A slider towards you.
2. Move that panel downwards.
3. Push the top panel to the left.
4. Move End panel C slider towards you.
5. Move that panel upwards.
6. Push the bottom panel to the right.
7. Move End panel A slider towards you.
8. Move that panel downwards.
9. Move the top panel T2 slider.
10. Push the top panel to the left.
11. Move End panel C slider towards you.
12. Move that panel upwards.
13. Move the bottom panel B2 slider.
14. Push the bottom panel to the right.
15. Move panel A downwards.
16. Move the top panel T4 slider.
17. Move the top panel left.
18. Move End panel C upwards.
19. Move the bottom panel B4 slider.
20. Move the bottom panel to the right.
21. Move End panel A slider AWAY from you.
22. Push that panel downwards.
23. Move the top panel left.
24. Move the top panel T4 slider.
25. Push the top panel left, and off.

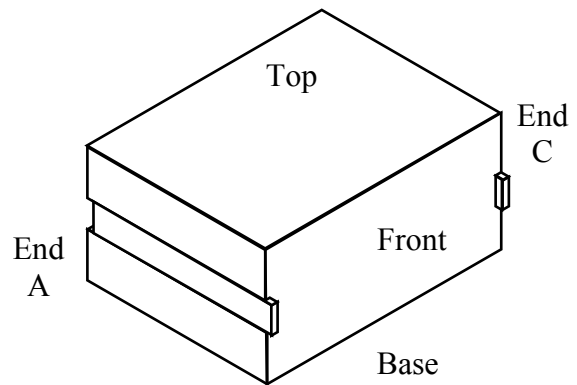
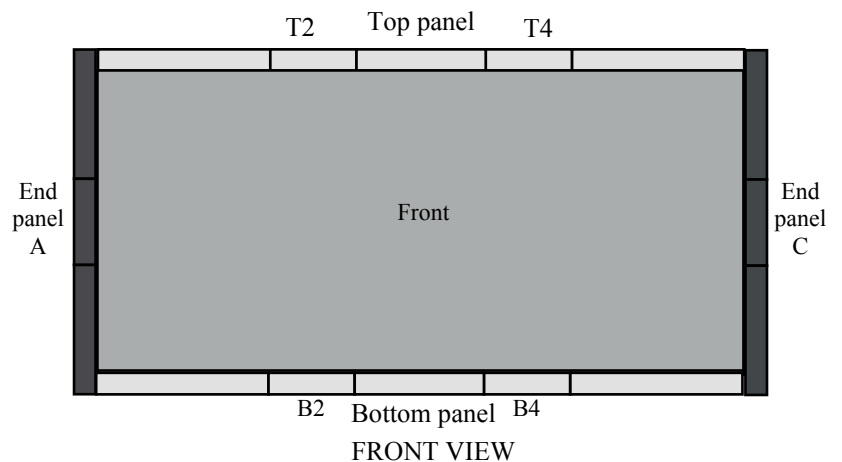



Fig. 2



Once the top is off, both end panels can be removed. The bottom panel cannot be removed from the box. Now present this to your friends, and ask them to put it together...



Enjoy your puzzle

